

Plant & Facility Inspections



Monthly Inspections

- Important for maintaining compliance issues in your department
- Department manager and employee representative
- Allows correction of safety hazards before they hurt someone




Plant Inspections

- Make sure you are wearing appropriate safety equipment for the department you are inspecting
- Bring a flashlight, pen/pencil, and a tape recorder or reporting form



DEPARTMENT INSPECTED				DATE OF INSPECTION					
HAZARD COMMUNICATION				YES	NO	COMMENTS			
All containers and tanks labeled properly?									
Do employees know where MSDS's are located?									
HOUSEKEEPING									
Are all aisles properly marked?									
Are there any trip/fall hazards?									
PERSONAL PROTECTIVE EQUIPMENT (PPE)									
Are employees wearing proper PPE?									
Is PPE being stored correctly?									
GUARDING									
Are there any machines that have exposed									
nip points, transmission belts, gears or pulleys									
Grinding wheel guards in proper adjustment									
Tool rest/Tongue guard 1/8"									
Platforms and stairs guarded with railings									
Mechanics and electricians using Lockout/Tagout									
ELECTRICAL									
Any frayed wires, missing conduit covers and knockouts?									
FIRST AID									
First Aid Kit full with no expired products?									
Eye wash station full and not expired?									
FIRE / EVACUATION									
PIV's and OSY's locked OPEN									
Fire extinguishers full, not blocked, not expired									
Fire doors operable and not blocked									
Flammables stored properly									
Emergency lights functioning properly									
Evacuation route and meeting place posted									



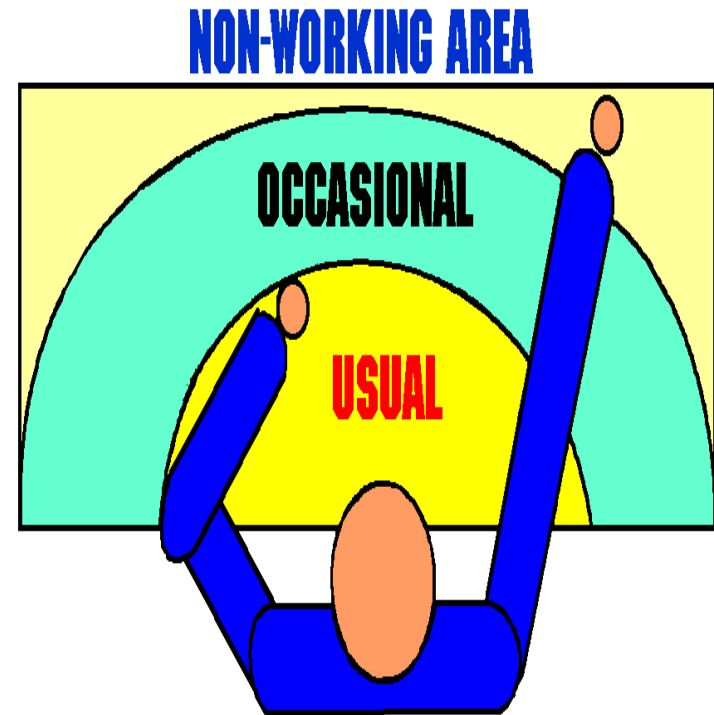
What Do I Look For?

- Housekeeping
- Aisle/Walkways/Exits
- Machine Guarding
- Fire Protection
- Electrical Violations
- ALL ITEMS WE HAVE LOOKED AT IN CLASS



What Else?

- Bathrooms clean and sanitary?
- Chairs in good condition?
- Ergonomic Issues
- PPE compliance
- Lighting and emergency lighting



Key Points of Forklifts

(OSHA 1910.178)

- No Riders
- No lifting people without approved device
- Seatbelts must be used
- Travel in direction of greatest visibility




Forklifts

- Are proper speeds being followed?
- Propane alignment
- Sound horn at intersections
- Proper loading/traveling
- Daily Operator Check Sheet



DAILY FORKLIFT INSPECTION SHEET

DEPT.#:		TRUCK #:		WEEK ENDING:					
THIS CHECK MUST BE MADE AT THE START OF EACH SHIFT:									
MARK YES, NO OR N/A IN EACH COLUMN BELOW									
				MON	TUE	WED	THU	FRI	SAT
1) DO THE BRAKES WORK?									
DOES THE PARKING BRAKE WORK?									
2) TIRES OK? AIR PRESSURE?									
3) DOES THE HORN WORK?									
4) ARE FORKS IN GOOD CONDITION?									
ARE THE PINS IN PLACE?									
5) IS THE CHAIN IN GOOD CONDITION?									
6) IS THE FUEL TANK IN GOOD CONDITION?									
ARE BOTH BRACKETS ATTACHED?									
IS THE TANK IN LINE WITH GUIDE PIN?									
7) IS THE BATTERY HOLDING A CHARGE?									
CONDITION OF CABLES OK?									
8) STEERING OK?									
9) OIL LEVEL OK?									
10) ARE THE LIGHTS WORKING?									
11) ARE STROBES AND BACKUP HORN OK?									
12) ANY VISIBLE LEAKS ?									
SUPERVISOR OK									




CAUTION: If a truck is in any way unsafe or contributes to an unsafe condition, the matter shall be reported

Higher Standards in Safety and Service

The Big Test...what is wrong and what OSHA Standard or Standards applies??



































CAUTION
DO NOT
WATCH ARC

PERICOLO
MORTALE

22

**DO NOT
BLOCK
DOOR**

NOTICE
DO NOT
BLOCK
THIS DOOR

20

NOTICE
DO NOT
BLOCK
THIS DOOR




















NOTICE
BATTERY
CHARGING STATION




8

SAFETY
INSTRUCTIONS

EXIDE
DEPT
CHARGER

STOP
WATCH





**BARBEQUES
GALORE**



Summary

- Inspections reduce the potential for work related injuries and illness
- Fosters a positive safety culture
- Encourages employee involvement
- Reduces workers' compensation costs

